


AUDENSHAW SCHOOL



ACCESSIBILITY AUDIT ACTION PLAN FEBRUARY 2024

VERSION 6 – UPDATED SEPTEMBER 2024

Section 4 – Action Plan

4.1 - ACTION TABLE

COSTS - N = NONE M = MINIMAL OG = ONGOING MAINTENANCE ST = STRUCTURAL CHANGE EX = MAJOR STRUCTURAL CHANGE				
Item Ref.	Details / Issue	Recommendation	Est Cost	Action Taken
PRIORITY A				
6.5	There is no induction loop provided to the reception desk to accommodate hearing aid users who struggle when there is background noise.	Install an induction loop to the reception desk. Install signage indicating the availability of the facility and ensure that staff members are aware in how to use the system. BS8300 - A hearing enhancement system, using induction loop, infrared or radio transmission, should be installed at service or reception counters where the background noise level is high.	M	New System Installed Apr 24.

7.3	<p>None of the buildings have wheelchair access to the first floor due to the lack of a lift. This is potentially discriminatory under the Equality Act 2010 as there are some identified 'unique' features such as the weights room, careers room, ICT areas, art and music rooms.</p>	<p>The lack of access to these 'unique' areas is likely to be considered discriminatory under the Equality Act 2010.</p> <p>This is identified as one of the key priorities within the access survey. A number of recommendations throughout the report can be reactive i.e. should a wheelchair user study at the school or be employed by the school.</p> <p>Anything that is available on an inaccessible floor needs to be replicated elsewhere on an accessible level for wheelchair users. This is also known as 'alternative means of access'.</p> <p>Alternatively a lift will need to be constructed.</p> <p>Under the Equality Act, inaccessible features need to be adapted, removed or there needs to be provision for alternative means of access.</p> <p>This is an area that requires a proactive stance rather than a reactive one on the School's part.</p>	N/ST	<p>Improvement Under Review – Priority 1</p>
12.7	<p>There are no facilities available for people with ambulant disabilities.</p> <p>There should be an ambulant WC within each school block.</p>	<p>It is recommended that further accessible WC facilities are created as well as grab rails to the urinals.</p> <p>Refer to report.</p>	N/A	<p>Improvement Under Review – Priority 1</p>


13.2	There is no accessible WC within the science block.	<p>An architectural feasibility study should be undertaken to provide a BS8300 compliant accessible WC facility within the science block.</p> <p>BS8300 should be referred to for the suggested layout and guidance.</p>	ST	<p>Alternative Facilities Available Improvement Under Review – Priority 3</p>
13.11	There is no emergency pull cord installed within WC.	<p>Site management should ensure that an emergency pullcord is installed within every accessible WC across the site, to enable users to call for assistance when required.</p> <p>According to BS8300 - An emergency assistance pull cord should be sited so that it can be operated from the WC and from an adjacent floor area. The emergency assistance pull cord, coloured red, should be provided with two red bangles of 50 mm diameter, one set at a height between 800 mm and 1000 mm and the other set at 100 mm above floor level.</p>	M	<p>Improvement Under Review – Priority 1</p>
15.3	There is a lack of signage to indicate where the toilets are located, there is no tactile or Braille signage provided on the toilet doors.	The appropriate toilet signage should be provided as part of the recommended way finding review, refer to 15.1	M	<p>Improvement Under Review – Priority 1</p>

16.7A	<p>There is no induction loop provided within the sports hall.</p> <p>The auditor has been informed by staff, they have been successful in sourcing funds to implement a hearing loop system in the main hall and canteen.</p> <p>This will be in place before the end of summer.</p>	<p>Install an induction loop to benefit hearing aid users.</p> <p>Install signage indicating the availability of the facility.</p> <p>Direct Access is able to provide this service.</p>	M	<p>Improvement Under Review – Priority 1</p>
16.7B	<p>Conference Room No1 should have an induction loop installed.</p>	<p>Install an induction loop to benefit hearing aid users.</p> <p>Install signage indicating the availability of the facility and ensure staff members are aware of how to use the facility.</p>	M	<p>Portable Hearing Loop Systems Available at Reception - Apr 24</p>
16.7C	<p>There is no induction loop within the main hall.</p>	<p>Install an induction loop within the Main Hall to benefit hearing aid users.</p> <p>According to BS8300 - A hearing enhancement system, using induction loop, infrared or radio transmission, should be installed in rooms and spaces used for meetings, lectures, classes, performances, spectator sport or films, and at service or reception counters where the background noise level is high or where glazed screens are used.</p> <p>Refer to 16.7A of this document.</p>	M	<p>New System Installed Apr 24.</p>

16.8	No portable induction loops are provided that could be transported around the school as when required.	Purchase a portable induction loop which can be transported around the school as when required. Install signage indicating the availability of the facility on request.	M	Portable Hearing Loop Systems Available at Reception - Apr 24
17.1	There was a mix of audible systems with visual strobes installed across the site however, some areas of the school had audible systems installed only with no visual alarms to inform people with hearing impairments in the event of the fire alarm being activated.	Specialist advice should be undertaken to install further alarm/alerting systems for people with impaired hearing, such as flashing beacons and vibrating devices. If flashing beacons are used, supplement with signage to indicate purpose. BS8300 - A fire alarm should emit a visual and audible signal to warn occupants with hearing or visual impairments	M	Improvement forms part of a current project the school is undertaking due for completion 24/25
17.2	The steps near MG5 should be changed to a ramp to allow egress and access to this area for wheelchair users. Not all ground floor exits have level egress for wheelchair users.	Construct a BS8300 compliant ramp to ensure that level egress can be achieved for wheelchair users in the event of an emergency. Also refer to 17.2B	ST	Alternative Route Available Improvement Under Review – Priority 3
PRIORITY B				

1.4	<p>There is some damage to pavement surfaces at the delivery gate this could be a trip hazard remedial work should be undertaken here.</p> <p>On the path route some tree route undergrowth that could also be a trip hazard.</p> <p>Outside main entrance gate water pooling due to surfaces uneven and require attention to prevent tripping.</p>	<p>Remedial works should be undertaken to eliminate the potential tripping hazard.</p> <p>BS8300 - Uneven surfaces, surfaces of loose materials (e.g. gravel) and large gaps between paving materials cause problems for wheelchair users, people with impaired vision and people who are, generally, unsteady on their feet.</p>	OG	<p>School have contacted the Local Authority to request remedial work to be carried out - Apr 24</p>
1.7	<p>The main route to the school structural posts such as lamp posts do not have markings at two heights as recommended by the BS8300.</p> <p>Within the school grounds although there has been some work done to the posts/columns they do not meet the standards recommended by the BS8300.</p>	<p>Well contrasted markings should be provided at two heights to the posts/columns.</p> <p>Refer to BS8300 - Each free-standing post, e.g. a lighting column, within an access route should contrast visually with the background against which it is seen (it is desirable also to incorporate a band, 150 mm high, whose bottom edge is 1 500 mm above ground level, and which contrasts visually with the remainder of the column or post</p>	OG	<p>School have contacted the Local Authority to request remedial work to be carried out - Apr 24</p>
4.6	<p>The nosings require repaint and should be painted within the recommendations of the BS8300.</p> <p>The nosings rear of PE block require improvement.</p> <p>In places nosings only present on riser there should be a review of all external steps including fire escapes to ensure all nosings meet the BS8300 recommendations.</p>	<p>Bright colour contrast needs to be painted to the edge of the step nosings to clearly highlight their presence.</p> <p>ADM criteria will be satisfied if all nosings are made apparent by means of a permanently contrasting material 55mm wide on both the tread and the riser.</p>	OG	<p>Ongoing - Marking are repainted annually.</p>

10.1	The Science block and PE block have stairs with open risers, this is a potential trip hazard.	<p>These risers should be filled in to prevent a potential tripping hazard.</p> <p>According to BS8300 - When ascending a stair, people who wear callipers or who have stiffness in hip or knee joints are particularly at risk of trapping the toes of their shoes beneath projecting nosings, and of tripping as a result. In addition, some partially sighted people can feel a sense of insecurity when looking through open treads, and assistance dogs might refuse to proceed.</p>	OG	Improvement Under Review – Priority 2
10.2	<p>The stairs leading from reception in main building nosings require improvement.</p> <p>The wooden steps in science block for the fire escape first floor require nosings to be painted in accordance with the BS8300.</p> <p>Within the PE block nosings are only on the tread of the step not riser as required.</p>	<p>Implement a rolling refurbishment programme to add colour contrast to all of the step nosings, this will enable people to clearly distinguish the treads and risers hence prevent a potential tripping hazard.</p> <p>BS8300 states - All steps need to have clear colour contrast edgings applied to nosings permanently contrasting material 55mm wide on both the tread and the riser.</p>	OG	Ongoing - Stair Edging has been replaced. Additional work to be completed on Stair near Fire Exit in Science/DT Block under Priority 2

<p>10.3</p>	<p>Stairs leading up to the learning support rooms handrails provided only on one side and do not overhang final steps of 300mm.</p> <p>Science block handrails grey and curve down not extending the 300mm.</p> <p>The PE block handrails do not extend.</p> <p>The older steps have handrails which are too thick and are not of the correct profile.</p>	<p>BS8300 compliant handrails should be installed.</p> <p>The handrails need to be changed to one with a suitable profile (circular: 40 – 45mm, oval 50mm, in diameter) that projects at least 60 - 75mm clear of the adjacent wall – 50mm between a cranked support and the underside of the handrail.</p> <p>The handrail needs to be at least 300mm beyond the top and the bottom of the steps and should not project the route of travel.</p>	<p>OG</p>	<p>Improvement Under Review – Priority 2</p>
<p>10.4</p>	<p>Stairs do not have tactile warning surfaces to the top and bottom of the flight of stairs for people with impaired vision.</p> 	<p>There should be a hazard warning of tactile surfacing on the top landing of the flight of stairs that should be positioned at least 400mm from the nosing. The highest priority are the steps which are 'open'.</p> <p>This should be implemented as part of an ongoing renovation plan for the site.</p>	<p>OG</p>	<p>Improvement Under Review – Priority 2</p>

12.4	<p>Throughout the site toilet compartment door lock mechanisms broken, missing or in need of repair.</p> <p>Some cubicle doors contrasted better than others throughout the site.</p>	<p>Site management should implement regular checks within the toilets, any broken locks identified should be repaired immediately.</p> <p>Remedial work should be undertaken across the site to repair or replace locks to cubicles that are damaged.</p> <p>Cubicle doors should appropriately colour contrasted to identify doors within frames to aid people with impaired vision. A difference of 30 points LRV (Light Reflectance Value) is recommended as appropriate contrast.</p>	M	<p>New Locks installed on cubical where needed.</p>
12.5	<p>Urinals throughout do not have grab rails to aid people with ambulant disabilities.</p> <p>The PE block ground floor urinal require better contrasting.</p>	<p>A well contrasted grab rail should be provided to one urinal in every WC where applicable.</p> <p>An unobstructed space of at least 900 mm wide × 1 400 mm deep should be provided in front of a urinal to allow access by a wheelchair user</p> <p>BS8300 States: Urinals should contrast visually with the wall to which they are attached.</p>	OG	<p>Improvement Under Review – Priority 2</p>

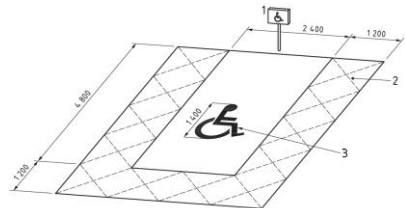
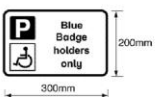
12.6	<p>WCs do not have lever style or sensor operated taps to aid people with dexterity impairments.</p>	<p>A rolling programme should be implemented to ensure that within every W.C that there are taps which are operated via a lever action, this will aid people with limited dexterity in their wrists.</p> <p>According to BS8300 - Taps should either be mixer taps with an up and down action to control water flow or individual hot and cold lever operated taps with not more than a quarter turn from off to full flow.</p>	M	<p>Improvement Under Review – Priority 2</p>
12.8	<p>None of the showers have a grab rail to aid people with ambulant disabilities.</p> <p>Shower room ground floor by WCs 2914x1890mm.</p> <p>Within the changing rooms the clothes pegs are positioned too high for wheelchair users or people of small stature and there are no armrests to the benches.</p> <p>Hooks provision 1337mm from floor level, no lower hooks provided.</p> <p>Level flooring within the changing room to the shower area, so accessible in both changing rooms.</p>	<p>Ensure a well contrasted grab rail is provided within the shower units.</p> <p>A lower a section of pegs within the changing areas should be provided that would aid wheelchair users or people of small stature.</p> <p>Provide a well contrasted drop down rail to section of the seating.</p>	M	<p>Ongoing - Improvement have been made to Changing Rooms additional work to be reviewed under Priority 2</p>
13.6	<p>There still requires some changes to the taps used in the accessible WC, from press down which people with limited dexterity may have difficulty using to lever arm or sensor style taps.</p>	<p>Refer to 12.6 of this document.</p>	M	<p>Covered in Point 12.6</p>

13.9	<p>The flush is located on the incorrect side of the pan.</p> <p>The flush should be changed to a spatula type flush in the WC near reception.</p>	<p>Install a spatula style flush on the transfer side of the toilet pan.</p>	M	<p>Improvement Under Review – Priority 2</p>
14.3	<p>The Canteen was closed due to half term, there are no induction loops installed at counters to aid people with hearing impairments.</p>	<p>Deemed reasonable to retain until a student with a hearing impairment requests this facility.</p> <p>No further action.</p>	N/A	<p>New System Installed Apr 24.</p>

15.1	The school does not have any tactile or Braille signage to accommodate people with impaired vision.	<p>Review of way finding signage required.</p> <p>Tactile and Braille signage should be provided throughout the school. There should be new directory boards and tactile/Braille signage on the actual doors.</p> <p>Direct Access is able to carry out way finding surveys and provide costings to implement a new signage strategy.</p> <p>Words entirely in upper case type (capital) should also be avoided. A sans serif type face with a relatively large “capital” height to “x” height should be used.</p> <p>Symbols should also be used to compliment signage where possible. Refer to - JMU Access Partnership and The Sign Design Society. 2000. ISBN 185878 412 3. Seek specialist advice for tactile signage.</p> <p>BS8300 - Signs and universally accepted symbols or pictograms, indicating lifts, stairs, circulation routes and other parts of the building should be provided. Visual signs should be self- evident and, in particular, legible to visually impaired people. Plain English and pictograms together should be used to assist people with learning difficulties.</p>	M	Improvement Under Review – Priority 2
15.2	Upon entering the reception area there is a lack of suitable directory signage.	The appropriate reception signage should be provided as part of the recommended way finding review, refer to 15.1	M	Visitor Handbook available from Reception in a number of formats

PRIORITY C				
1.2	There are no tactile paving's provided to the crossing points on approach to the site to aid people with impaired vision.	Site management should undertake liaison with the Highways Dept to provide tactile paving in the area to aid people with impaired vision.	N	School have contacted the Local Authority to request remedial work to be carried out - Apr 24
1.6	Improve contrasting required on bollards at the main gate and red bollards rear of PE block not contrasted.	<p>Add colour contrast to the bollards to ensure that they are easily distinguishable against the background upon which they are seen.</p> <p>BS8300 - Low-level posts, e.g. bollards, should not be located within an access route they should be at least 1000 mm high and should contrast visually with the background against which they are seen (it is desirable also to incorporate a 150 mm deep contrasting strip at the top).</p>	OG	Ballard have been repainted and contrasting tape added - Apr 24
1.8	<p>Seating around the PE block and towards the maths block, do not have armrests or back support.</p> <p>There is no seating provided along the route to the school that may aid people with mobility issues that require regular points to rest.</p>	<p>Provide benches with armrests at equal intervals.</p> <p>Ensure benches are well contrasted against their surroundings and that there is space to the side which will allow a wheelchair user to be alongside a seated companion.</p>	M	Improvement Under Review – Priority 3
1.9	<p>Gates to history department is not colour contrasted.</p> <p>The Intercoms do not have accessible features on such as braille.</p>	Add colour contrast to the gates and their controls to aid people with impaired vision.	OG	Gates Painted and Intercoms Reviewed - Apr 24

<p>2.2A</p>	<p>There are no signs on entry to the car park to indicate where the accessible bay is located.</p>	<p>There should be a sign at the entrance to the car park to indicate where the accessible parking spaces are located.</p> <p>Refer to BS8300, A sign or, if appropriate, signs should be provided at the entrance to each car park and at each change in direction in designated parking areas.</p> 	<p>M</p>	<p>Improvement Under Review – Priority 3</p>
-------------	---	--	----------	---

<p>2.2B</p>	<p>The accessible parking bay does not have a sign to the front as recommended by the BS8300.</p>	<p>Install a sign to the front of any accessible parking space.</p> <p>According to BS8300 - Sign should be present with its lower edge 1000 mm above the ground, to identify parking spaces, e.g. by snow or fallen leaves, with the words "Blue Badge holders only".</p>  <p>Key</p> <p>1 Sign, with its lower edge 1000 mm above the ground, to identify parking space when road markings are obscured, e.g. by snow or fallen leaves, with the words "Blue Badge holders only"</p>  <p>2 1200 mm wide access zone between designated accessible parking spaces</p> <p>3 International Symbol for Access</p> <p>Dimensions in millimetres</p>	<p>M</p>	<p>Improvement Under Review – Priority 3</p>
<p>2.6</p>	<p>There are no safety marked out walking routes within the car park potentially putting people at risk, particularly those with hearing impairments who may not hear a car reversing out of its space.</p>	<p>Mark out 1200mm wide hatched pedestrian routes within the car parks complete with signage warning of pedestrians. Also recommend providing a maximum speed limit of 5 mph within the car parks</p>	<p>OG</p>	<p>Improvement Under Review – Priority 3</p>

3.1A	To the rear of the main block there is a short ramp which has a tactile surface, this is incorrect and could potentially confuse people with impaired vision.	Deemed reasonable to retain in the short term. Consider replacing/correcting at the next main external refurbishment.	OG	Improvement Under Review – Priority 3
3.1B	The ramp to the right side of the main block does not have colour contrast to the surface to indicate the presence of a gradient.	Colour contrast should be added to the surface of the ramp. According to BS8300 - The colour of the surface of a ramp should contrast in luminance with that of a landing and surrounding area so that its presence is distinguishable by people with impaired vision.	OG	Colour Contrasting Painting Completed - Apr 24
3.1C	The rear Maths Block ramp does not have colour contrast to the surface to indicate the presence of a gradient.	Colour contrast should be added to the surface of the ramp.	OG	Colour Contrasting Painting Completed - Apr 24
3.2A	Although some handrails have been given a repaint the ramp to the rear of the new block has handrails which are partially of exposed metal making them cold to touch.	The handrails should be coated with nylon or a suitable alternative to ensure that they are not cold to touch.	OG	Improvement Under Review – Priority 3

3.2B	<p>The PE block ramp handrail on one side only.</p> <p>The ramp rear of math block not contrasted requires additional handrail.</p>	<p>Any permanent ramp must be a maximum 1:12 over a maximum going of 2m, it should be a minimum 1.2m wide and feature 1.2m landings at head and foot, handrails to both sides and a contrasted sloped surface.</p>	OG	<p>Improvement Under Review – Priority 3</p>
3.3	<p>Surfaces are sufficient on the ramps.</p> <p>There is a graded approach up to the PE Block that many people may find difficult to negotiate.</p>	<p>ADM States: A ramp surface which is slip resistant, especially when wet, and is of a colour that contrasts visually with that of the landings.</p>	OG	<p>Handrail installed in affected area - Mar 24</p>
4.1	<p>External steps do not feature tactile paving to assist people with impaired vision.</p>	<p>Implement a rolling programme to install tactile paving to the top of the external steps throughout the site.</p> <p>AD M criteria will be satisfied if a ‘corduroy’ hazard warning surface is provided at the top and bottom landings of a series of flights to give advance warning of a change in level.</p>	OG	<p>Improvement Under Review – Priority 3</p>

4.2A	<p>There are handrails provided however, with the automatic doors opening outwardly this will cause a collision with person using them for support to the history department.</p> <p>The 2No steps near MG5 have handrails which do not extend 300mm beyond the first step.</p>	<p>The handrails should be there as an aid to support ambulant disabled people however in its current set up the handrails if used could place people using them in collision with the door, there should be a review of the handrail and look to fix to an appropriate position to aid people using the steps.</p> <p>The handrail needs to be at least 300mm beyond the top and the bottom of the steps and should not project the route of travel.</p>	M	Alternative Route Available
4.2B	<p>There are no handrails provided to the single step rear of the PE block.</p>	<p>Some people with an ambulant mobility impairment might be weaker on one side and, therefore, a handrail on each side of the flight is essential for support, for ascending and descending.</p> <p>BS8300 compliant handrails should be installed to both sides of the external steps. These should be well contrasted and not cold to touch.</p>	M	Improvement Under Review – Priority 3

4.5	There are open risers present that could present a trip hazard at the last audit the external fire steps were open risers.	<p>Deemed reasonable to retain in the short term as this is a fire exit stairwell where people descend rather than ascent. Risers should be filled in as part of a long term renovation plan for the school.</p> <p>According to BS8300 - When ascending a stair, people who wear callipers or who have stiffness in hip or knee joints are particularly at risk of trapping the toes of their shoes beneath projecting nosings, and of tripping as a result. In addition, some partially sighted people can feel a sense of insecurity when looking through open treads, and assistance dogs might refuse to proceed.</p>	OG	Covered in Point 10.3
5.1	<p>The main entrance is clearly distinguishable off the car park and is located adjacent to the accessible parking bay.</p> <p>The red door entrances across the site are not colour contrasted against its facade.</p> <p>The grey entrance doors leading to the dining area off the car park are not colour contrasted.</p>	<p>Colour contrast should be added to the entrances to ensure that they are clearly visible on approach to aid people with impaired vision.</p> <p>AD M - The presence of the door should be apparent not only when it is shut but also when it is open. Where it can be held open, steps should be taken to avoid people being harmed by walking into the door.</p>	OG	Improvement Under Review – Priority 3

5.3	<p>There is a 15mm upstanding on door entrance to PE block, this should be levelled for a wheelchair user.</p> <p>The rear entrance into the main block has a step (under the canopy opposite the science block) this should be levelled for wheelchair users.</p> <p>The rear right-side entrance to the science block has a step-up denying access for wheelchair users.</p>	<p>Remedial works should be undertaken to the threshold to ensure a flush entrance threshold is provided. This will aid wheelchair users as well as remove a potential tripping hazard.</p> <p>Construct a BS8300 compliant ramp to ensure that level egress can be achieved for wheelchair users in the event of an emergency. Also refer to 17.2.</p>	OG	Alternative Route Available
5.5	<p>The main entrance is fully glazed which provides a clear view into the building however, notices on the doors to the PE block and main entrance should be monitored, the window view should remain clear at all times there are some notices present that could restrict viewing.</p>	<p>The main entrance should be capable of offering a clear view of the reception area.</p> <p>It is recommended that site management implement a procedure to ensure that the temporary notices are not on the vision panels.</p> <p>This will prevent a potential collision hazard.</p>	OG	Checks setup to ensure panels are clear - Apr 24
5.8	<p>The entry system at the main door has a large planting pot that could impede the access of a wheelchair user needing to get close to the entry systems.</p> <p>Entry pad to PE block 1050mm.</p>	<p>The plant pot should be removed out of the yellow hazard zone at the main entrance to ensure wheelchair users if needed can pull up close to the intercom systems.</p>	N	Entry System has been repositioned - Apr 24
6.3	<p>The front of the lower desk counter has a solid front preventing wheelchair users from pulling right up into the space if required due to having a hearing impairment or visual impairment.</p>	<p>The reception should be designed to accommodate both standing and seated customers with at least one section of the counter 1500mm wide, with its surface no higher than 760mm, and a knee recess 500mm deep up to a height of 700mm.</p>	M	Accessible Area Marked Out with removal front panel if needed - Apr 24

6.7A	<p>The seating provided within the reception area may not be suitable for all users.</p> <p>The pupil services counter seating located opposite is not suitable for all users.</p>	<p>Provide some seating in the reception waiting area which has armrests to aid people with ambulant disabilities. Ensure all seating is well contrasted against the background upon which they are seen.</p> <p>Provide a chair with armrests to this area to accommodate people with ambulant disabilities.</p>	M	<p>Ongoing - Seating Improved to offer a wider selection of seating. Reviewing Student Services Seating Under Priority 3</p>
6.7B	<p>Wheelchair user may have difficulty to access the table and chairs seating area within the lobby/reception, the electronic sign in restricts the entrance space to the table and chairs.</p>	<p>The visitors electronic sign in machine should be relocated, to enable wheelchair users to access a space at the table within the glassed area.</p>	N	<p>Alternative meeting space next to Reception has been created to accommodate wheelchair users Apr 24</p>
7.1	<p>The PE block main routes clear in general however, at the door entrance is a signage board with protruding feet onto the weather mat, this could be a trip hazard if this is its permanent post.</p>	<p>Horizontal circulation including corridors and passageways should be subject to regular inspection and maintenance to ensure that surfaces are maintained in good condition and access routes are provided at their full available width free of obstructions.</p>	OG	<p>Equipment has been removed and stored correctly Apr 24</p>
7.2A	<p>Stairs within the PE block leading to the first floor the bottom of the steps should be contrasted to aid people with impaired vision.</p>	<p>The filing cabinets stored underneath the stairs within the PE block the stringer/carriage of the stairs should be colour contrasted, this will aid people with impaired vision of its presence to avoid a collision hazard.</p>	OG	<p>Covered in Point 10.4</p>

7.2B	<p>Within the science block, there are some posts near the wood working classrooms, these posts do not have markings at two heights causing a potential collision hazard.</p> <p>Columns within the dining area do not feature contrast markings at two heights.</p>	<p>Well contrasted markings should be provided at two heights to the posts/columns.</p> <p>Refer to BS8300 - Each free-standing post, e.g. a lighting column, within an access route should contrast visually with the background against which it is seen (it is desirable also to incorporate a band, 150 mm high, whose bottom edge is 1 500 mm above ground level, and which contrasts visually with the remainder of the column or post"</p>	OG	<p>Improvement Under Review – Priority 3</p>
7.2C	<p>Table tennis stored and poles outside store room in PE block, blocking access to the store room.</p>	<p>The items blocking access to the store room should be relocated allowing free access to the store room without obstruction.</p> <p>Site management should schedule regular inspections to ensure routes are always clear from obstruction.</p>	OG	<p>Equipment has been removed and stored correctly Apr 24</p>

8.3	<p>The Science block number has a number of vision panels with posters on, they should be removed.</p> <p>Within the Maths block vision panels on doors are all high, this causes a potential collision hazard.</p>	<p>A rolling refurbishment programme should be implemented to install new BS8300 compliant doors with vision panels.</p> <p>Vision panels need to be included in frequently used doors where privacy (toilets etc.) is not required with a minimum visibility zone between 500mm and 1500mm from floor level and located at the side of the leading edge.</p> <p>Glass should comply with BS6206.</p> <p>Implement management procedure to ensure that the temporary notices are not on the vision panels.</p>	M	<p>Going - Panels Cleared in Science/DT Block and Improvement in Maths Block forms part of a current project the school is undertaking due for completion 24/25</p>
8.4	<p>Science block room sc05 single leaf opening 667mm would need two sides opening for wheelchair access.</p> <p>There is a table before the double door openings this could be a hazard for a wheelchair user on the leading edge of the door the table becomes an obstacle.</p>	<p>It would be beneficial for wheelchair users to convert these doors to a door and a half system. This would allow wheelchair users a greater clearance width when using the master leaf.</p> <p>The table should be removed from its current location to a more appropriate place to allow the corridor width to be fully utilised for access.</p>	OG	<p>Ongoing - Improvement forms part of a current project the school is undertaking due for completion 24/25</p>
8.7	<p>There are a number of push button digital locks used on site and are positioned too high off the ground floor level for wheelchair users. Many people with dexterity impairments can find these difficult to use.</p>	<p>A review should be undertaken to assess whether it would be possible to remove these push button digital locks and switch over a swipe card system.</p> <p>According to BS8300 - Disabled people with a weak hand grip or poor co-ordination, find that using a card to open a door lock is easier.</p>	OG	<p>Review completed and button positions and standard meet regulations - Apr 24</p>

11.1	<p>Refer to 7.3, None of the buildings have wheelchair access to the first floor due to the lack of a lift. This is potentially discriminatory under the Equality Act 2010 as there are some identified 'unique' features such as the weights room, careers room, ICT areas, art and music rooms.</p> <p>There is a modern stairlift which provides access for wheelchair users to the upper tier of the ground floor of the main block near the reception area.</p>	As stated, refer to 7.3 of this document.	N/ST	Covered in Point 7.3
12.1	<p>The WC on first floor of science block with the accessible symbol on door, this WC is not accessible as there are no lifts available the WC is next to SC10.</p> <p>The PE block door to male toilet door heavy to touch adjustments required - WC 2376x2324mm.</p> <p>Maths block male toilet the door is heavy and likely to catch someone's fingers 4692x2818mm.</p>	<p>The accessible sign on the door of the WC first floor of the science block should be replaced with a standard sign for toilet.</p> <p>Implement maintenance to de-tense and recalibrate the hinges. Ensure doors can be opened with less than 30 Newtons of force.</p>	OG	Improvement Under Review – Priority 3

12.3	<p>The PE block fittings require improved contrasting female and male WC.</p> <p>Contrasting of fixed wall items required throughout the site.</p> <p>Hand dryer in maths block gentleman's WC well contrasted silver.</p> <p>The PE block male WC soap dispenser missing.</p>	<p>Colour contrast should be added to the fixtures and fittings within the WCs.</p> <p>According to BS8300 - to help blind and partially sighted people identify key objects within sanitary accommodation, support rails and grab rails should contrast visually with the wall, the WC seat and cover should contrast visually with the WC pan and cistern, and sanitary fittings and accessories should contrast visually with the background against which they are seen.</p> <p>Replace soap dispenser within the WC of the PE block.</p>	OG	<p>New features installed across requested toilets.</p>
13.8	<p>There is a back rest fitted but requires tightening fitting is loose.</p>	<p>Site management should carry out remedial work on the back rest ensure it is safely and correctly installed to ensure users are able to access the facility without inconvenience.</p>	OG	<p>Improvement Under Review – Priority 3</p>
14.1	<p>The black and red benches to the rear of the PE block and outdoor areas have no back support or armrests provided.</p> <p>Standing support posts not adequately marked at two levels rear of pe block.</p>	<p>Provide a mixture of chairs, varying in height. Some with and some without armrests.</p> <p>According to BS8300 - If a seat is too high or too low, or if there are no armrests or side supports, a person may experience considerable discomfort as a result of poor posture. A person may also have difficulty rising from a seated position if the seat is set too low, or if it has no armrests.</p> <p>Refer to 7.2B with regards to standing posts being marked at two heights.</p>	M/OG	<p>Covered in Point 1.8</p>

14.2	Across the site seating were of all standard type, no chairs with armrests provided throughout.	Provide a mixture of chairs, varying in height. Some with and some without armrests.	M	Arm Rest Chairs available upon request - Apr 24
14.4	The dining area had fixed chairs to the table, standard free-standing chairs and fold away chairs none of which had armrests or variety of seating that might aid a person with limited mobility.	It is recommended that a variety of seating provision is provided. This example enables a wheelchair user to come up close to the table and access activities or food and be part of the group sitting on the table. We do advise where possible a hard surface rather than grass.	M	Arm Rest Chairs available upon request - Apr 24
14.8A	There are no height adjustable tables provided to accommodate wheelchair users and people of short stature.	Site management to review, height adjustable table should ideally be purchased and installed for wheelchair users or people of small stature who may need to use the computing facilities.	M	Height Adjustable Table available upon request - Apr 24
14.8B	There is no height adjustable cooking station available within the home economics classroom for wheelchair users or for people of short stature.	Site management to review, height adjustable cooking and work stations would be extremely beneficial for wheelchair users and for people of short stature.	M	Height Adjustable Table placed in DT01 - Apr 24
14.9	The staff kitchenette area does not have a split height work surface available. The classrooms do not have lever style taps not provided.	It is recommended that the building management considers an in-house standards document for refurbishments which ensures that all staff kitchenettes going forward feature lever style taps, improved contrast and split height worksurfaces.	M	Improvement Under Review – Priority 3
15.4	There is no level signage provided within the stairwells to help people identify where they are located within the building.	The appropriate stairwell signage should be provided as part of the recommended way finding review, refer to 15.1	M	Covered in Point 15.1

15.6	Some notice boards have reflective covers which produce a glare making the information difficult to read.	At the next planned replacement for the noticeboards, ensure that the new boards have protective covers that do not reflect light or produce a glare.	M	Improvement Under Review – Priority 3
16.2	The majority of the light switch plates are not suitably colour contrasted against their background. Learning block support does have contrasted light plates.	At the next planned electrical rewire for the site, light switches need to be lowered to within a range of 750mm and 1200mm. All switches and controls should be operational without the use of both hands and have front plates that contrast visually to surround.	OG	Improvement Under Review – Priority 3
17.3	The fire exit route located by the large 3 orange bins the path leading out the surface area uneven in places, slabs raised this could be a trip hazard.	Remedial works should be undertaken to the ground to eliminate the potential tripping hazard. BS8300 - Uneven surfaces, surfaces of loose materials (e.g. gravel) and large gaps between paving materials cause problems for wheelchair users, people with impaired vision and people who are, generally, unsteady on their feet.	OG	Bins relocated to ensure suitable distance for evacuations - Apr 24